



EducationCity

A FREE RESOURCE PACK FROM EDUCATIONCITY

Festive Activity Ideas From EducationCity



Activity
Ideas

Free school resources by EducationCity®. This may be reproduced for class use.

Learning Record Activity Sheet

What Does This Pack Include?

This pack has been created for you by EducationCity. Inside, you'll find festive- or winter-themed activities to use in your lessons, which also teach important concepts in the core subjects. Most activities can be done in the classroom or remotely at home.

TITLE:
English/Literacy Activity Ideas
Maths/Numeracy Activity Ideas
Science Activity Ideas



English/Literacy

- Write a Festive Poem
- Festive or Winter Acrostic Poem
- Festive or Winter Haiku and Kenning
- Write a Festive or Winter Story



Maths/Numeracy

- Festive or Winter Shapes
- Festive or Winter Code
- Festive or Winter Shape Fractions
- Festive or Winter Statistics



Science

- Festive or Winter Insulators
- Habitats and Winter Hibernation

Enjoyed these resources?

Why not contact us for a free trial of the full EducationCity resource and see what else EducationCity can offer you!

**Email us at trials@educationcity.com
or call us on +44 (0)1572 725080!**



EducationCity

Write a Festive Poem


What is the activity about?

EYFS/KS1 Activity

There are many different types of festive or winter poems that you could create, and this task is all about exploring poetry whilst tying in a festive or winter theme.

You will need:

- Paper
- Pencil or pen

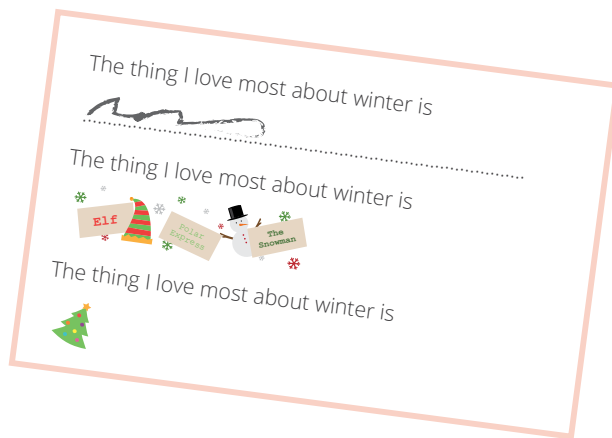


What is the task?

Produce poems with your class by using the idea below.

On the paper, write or print 'The thing I love most about winter is _____'

Then, repeat this three to five times to create the poem. Children can write or draw their answers.



Tip! The 'Ending the Poem' ThinkIt (#19883) on EducationCity will be ideal for helping with exploring more about poetry and working together to decide on how a poem might end.

Remote learning

This activity can be used for remote learning and can be done at home.

Festive or Winter Acrostic Poem


What is the activity about?

KS1/KS2 Activity

This activity is something that we, as teachers, are familiar with. With it, you can explore acrostic poems with your students, to help them increase their knowledge of poetry.

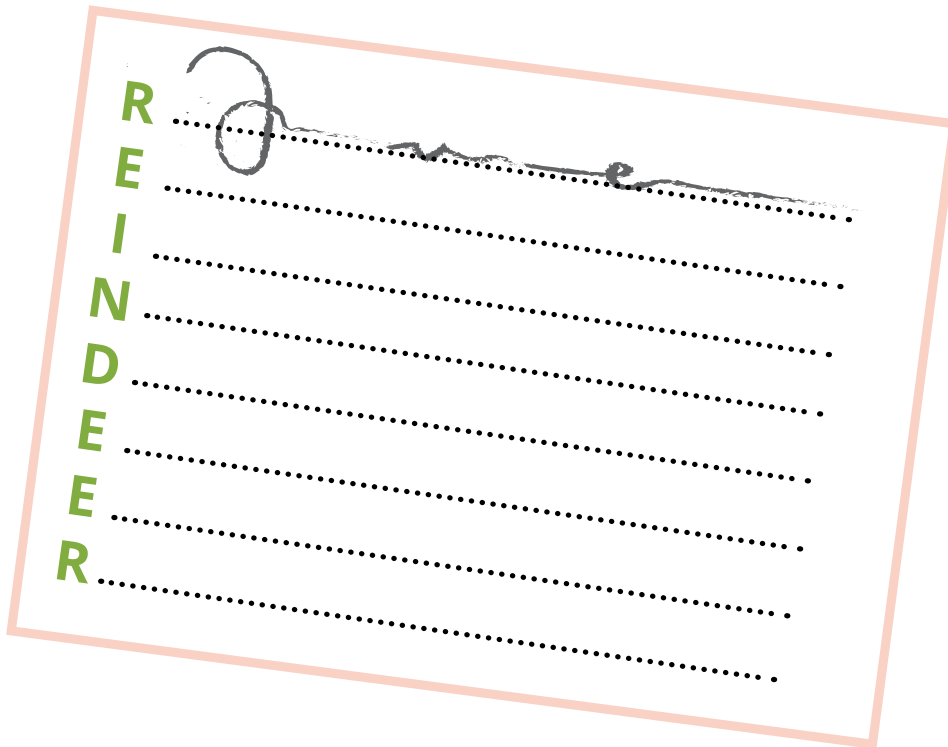
You will need:

- Paper
- Pencil or pen



What is the task?

Ask students to write the word 'reindeer' or 'winter' down the left-hand side of the page. Then, each letter has a sentence that runs off the side from left to right and is relevant to either 'reindeer' or 'winter'.



Tip! Use EducationCity's 'Writing an Acrostic Name Poem' ThinkIt (#13651) to help your students.

Remote learning

This activity can be used for remote learning and can be done at home.

Festive or Winter Haiku and Kenning

What is the activity about?

KS2 Activity

This activity is designed to help students with their knowledge of different forms of poetry.

You will need:

- Paper
- Pencil or pen



What is the task?

Ask your students to come up with their own haiku or kenning about a part of the festive celebrations or wintertime. This might be about the whole period or single things. For example:



**I love wintertime,
Snow falling, cold noses, white,
Everywhere is white**

**Present bringer
Reindeer feeder
Chimney climber
Sleigh rider
Carol singer
It's Santa**

 **Tip!** Use EducationCity's 'For Better or Verse' Learn Screen ([#36760](#)) and Activity ([#34367](#)) to help.

Remote learning

This activity can be used for remote learning and can be done at home.

Write a Festive or Winter Story


What is the activity about?

KS2 Activity

This activity is ideal for improving story writing but tying stories in with the festive or seasonal theme.

You will need:

- Paper
- Pencil or pen



What is the task?

With your class, imagine if the seasons were people or if Santa's reindeer could talk.

Ask your class to write a character profile about each of them or draw how you think they might look.

Now imagine if one of them overslept; imagine if winter 'overslept' and that made spring 'late', or if one of Santa's reindeer overslept. What would happen? Finish the story!



Tip! There are lots of tools and helpful resources to guide you in writing character descriptions, describing scenes and in planning and writing a story – use the search bar to find them. We recommend the 'Speaking in Character' ThinkIt (#13820), which is great for thinking about different characters' voices.

Remote learning

This activity can be used for remote learning and can be done at home.




What is the activity about?

EYFS/KS1/KS2 Activity

This activity helps explore shapes and can be adapted for older years, depending on ability levels.

You will need:


- Paper
- Pencil or pen
- Different 2-D paper shapes



What is the task?

In this activity idea for younger students, you can explore what shapes you can use to make a festive or winter picture. Ask your students which shapes they would use.

We've made a snowman. What else could be made with more complex shapes?



For older students, in partners, have one student draw a mirror line down the centre of a piece of paper. Then, using shapes or drawing free-hand, draw a shape on one side of the mirror. The other partner must then, on the other side of the mirror, complete the shape.

You can choose to do a four-part mirror, with a line both vertically and horizontally. However, a more advanced option would be to draw a shape on a piece of graph paper, and students must ask their partners to reflect the shape elsewhere on their grid.

Tip! There are lots of tools and helpful resources within EducationCity to support Shape, Space and Measure for all ages – use search to find them. We recommend the 'Geometry Shapes' ThinkIt (#13908) for more about shapes.



Remote learning

This activity can be used for remote learning by finding shapes around the house or cutting them out at home.




What is the activity about?

KS1/KS2 Activity

This is a great activity for practising addition, subtraction, multiplication or division and can be used in class as a fun activity to support these areas.

You will need:

- Paper
- Pencil or pen

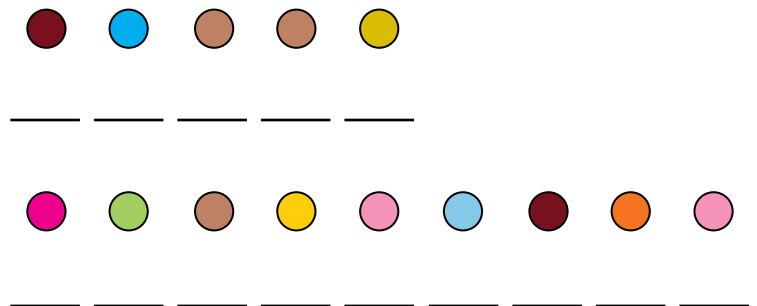


What is the task?

In this activity, ask your students to come up with a festive code. The code could be some calculations where the answer relates to a letter of the alphabet or a certain coloured bauble! They can then create a coded message to share with another member of the class.

You could use this example and draw baubles.

A =	J =	S =
B =	K =	T =
C =	L =	U =
D =	M =	V =
E =	N =	W =
F =	O =	X =
G =	P =	Y =
H =	Q =	Z =
I =	R =	



Tip! To explore calculations, EducationCity's 'Wheel Calculations' Activity ([#32870](#)) is ideal for learning more about adding, subtracting, multiplying and dividing two numbers mentally.



Remote learning

This activity can be used for remote learning by creating a code on paper with a parent or guardian.



What is the activity about?

KS1/KS2 Activity

This activity is ideal for practising fractions but with a fun twist to add in a festive or winter theme.

You will need:

- Paper
- Pencil or pen
- Tracing paper



What is the task?

Let's look at festive or winter shapes. In this task, you can ask your students to draw or trace a simple shape. For example:




Then look at fractions of the shape. Use the tracing paper to trace over parts of your shape. For example, if half was missing, how would your shape look? (Maybe look at a quarter [$1/4$] or three-quarters [$3/4$].)

Using the snowflake, look at sixths, and easy equivalent fractions, such as how three-sixths ($3/6$) looks the same as a half ($1/2$), and how two-sixths ($2/6$) looks the same as one-third ($1/3$).

Moving on to fractions of amounts, think of the present that you want, or the thing that you love about winter. Draw a bag and fill it with an even amount of those things. You could use tracing paper or draw around a shape to make sure they are all the same. Try and make sure there is an even number, around 20 to 30.

With students, they can then look at fractions in terms of if they were to get half and someone else were to get half, how many would they get each? Alternatively, if they and four friends wanted the same thing, how many would they get each? Would there be any left in Santa's bag as a remainder?





An example has been done below:

1. There are 72 baubles in this bag. 36 of them are coming to your school. What fraction of the baubles will be at your school?

2. The baubles in your school are split equally between eight classes.

a) How many baubles will each class get? What fraction is this?

b) Any remaining baubles will go to the after-school club. How many baubles will the after-school club get? What fraction of the total amount did the school receive?

3. a) Me, Ben, Jack, Alfie, Kim and Evie are sharing the remaining baubles equally. How many will we get each?


b) What fraction of the baubles do we get each?

c) Ben and Kim decide to group their baubles and share them between themselves and their brother, Charlie.

How many baubles do they each get?

Are there any remainders?

What fraction of the total amount do they each get?



Tip! Why not take a look at our 'Dividing Fractions' ThinkIt (#14101) to find out more about dividing and fractions.



Remote learning

This activity can be used with items at home and can be adapted by drawing halves or quarters of shapes if no tracing paper is at home.



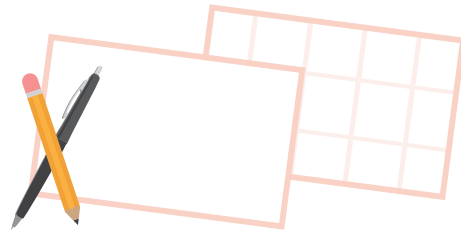
What is the activity about?

KS1/KS2 Activity

This activity is great for communicating with others in a class and learning about presenting statistics.

You will need:

- Paper
- Pencil or pen
- Grid or graph paper




What is the task?

There are lots of things about this time of the year or winter that we all love, so why not put it in a graph?

Ask your students to interview each other. This could be done as a class or in pairs. Then, ask them to discuss what their favourite things are about this time of the year.

Pick the top six, and you have a questionnaire. You can create tally charts, pictograms, plot graphs or pie charts to show the outcome.



Tip! You could use the 'Vacation, Vacation, Vacation' Activity (#34334) to learn more about different information and how it can be presented in tables and timetables.



Remote learning

This activity can be used for remote learning and can be adapted by talking to family or those at home and asking them what their favourite things are at this time of the year or wintertime.

What is the activity about?

KS1/KS2 Activity

This activity is ideal for exploring insulation and different materials to support with keeping warm liquid hot.



You will need:

- Paper
- Pencil or pen
- Different materials



What is the task?

In this activity, your students should think about Santa's tea getting cold or his reindeer needing a new coat. Discuss altogether what materials would be best to keep them warm?



If time allows, you could also look at clothes we wear in winter and what helps to keep us warm; then, you could design the perfect winter outfit and make sure to label the materials you have used and say why you have used that material.

Tip! Then, move on by exploring thermal insulators using EducationCity's 'Choosing Thermal Insulators' ThinkIt (#13754).

Remote learning

This activity can be used for remote learning with parents or guardians, and children can discuss it with them or find materials around the house.


What is the activity about?

KS1/KS2 Activity

This activity supports students with learning about hibernation and what animals do when wintertime begins.

You will need:

- Paper
- Pencil or pen




What is the task?

With your class or in pairs, ask your students to think about the different animals they see throughout the year. Which do they see most in winter? Which animals don't they see in winter? Look at where these different animals live, their habitats, and what they do to help them get through the winter.

To explore this area, ask students to pick one animal and investigate what they do. Task them with writing down their findings. They could then maybe design the perfect habitat and then feedback to the class.

You could consider questions as a class such as where you would go if you were going to hibernate for the winter. What would you need to do to help you hibernate?



Tip! You can even use EducationCity's 'Ocean Habitats' Learn Screen ([#42376](#)) to learn more about habitats.



Remote learning

This activity can be used for remote learning by finding out about animals at home and presenting findings to a parent or guardian.

About EducationCity

EducationCity produces fun, educational materials to engage students in learning and empower teachers to tailor their teaching. **Take a look at how EducationCity can support you in the classroom:**



Target Lesson Objectives Easily

Find relevant content that links to your curriculum by using our Curriculum Map or Search tool.

Comprehensive and clearly organised by strand, content is so easy to access!



Plan in Advance

When planning your lessons, choose your Activities in advance and put them into a MyCity, so they're easy for students to access. Choose a meaningful name for each MyCity, and you'll be able to update and retrieve them year after year!



Differentiated Teaching

Monitor progress with SuccessTracker and you'll be able to identify the strengths and areas of development for each of your students and so choose relevant activities to help them progress.



Flexible Learning

EducationCity is accessible via desktops, laptops, tablets and whiteboards, so can support you whatever equipment is available in your classroom.



Additional Resources

Access our ready-made Lesson Plans and topical content to support teaching and learning in the classroom.

There's more to EducationCity than Activities alone!



Assessment

Check students' learning with formative, summative and unit assessments. Curriculum-correlated, pre-prepared and easy to set, they give instant feedback to inform your next steps.



"Teachers have been delighted with the content of this package and most impressed with how easy it is to find appropriate learning and teaching resources and then to use them in a variety of ways."

Mark Sanderson,

Senior ICT Consultant, Herefordshire Learning and Achievement Service

Want to find out more about EducationCity?

Start a free trial for your school today and see it for yourself. Simply call us on +44 (0)1572 725080 or email trials@educationcity.com to arrange.

Website: www.educationcity.com

Email: trials@educationcity.com



EducationCity