



A FREE RESOURCE PACK FROM EDUCATIONCITY

English / Literacy



English



Teaching Resources



Suitability

English/Literacy Teaching Resources

What Does This Pack Include?

This pack has been created by teachers, for teachers. In it, you'll find templates and hand-outs, organised by strand, to help support English/Literacy teaching and learning.

To go directly to the content, simply click on the title in the index below:

STRAND: Reading – Comprehension
Comprehension - Guided Reading Template
Comprehension - Predict, Clarify, Ask Questions and Summarise
STRAND: Writing – Transcription
Spelling - Look, Say, Cover, Write, Check

STRAND: Writing – Composition
Composition - Writing Frame
Composition - Who, What, When, Where, Why, How
Composition - Mnemonic Formation
Composition - Newspaper Report Template
Composition - Cartoon Strip Template
Punctuation - Punctuation Flash Cards
Punctuation - Punctuation Pyramid

Other Resources Linking to the Theme

Before deciding what to include in your lesson, check out our online English content relating to these areas of study too. There's so much to access, just enter the Content ID number into EducationCity's Search Content tool!

Punctuation Learn Screens: Introduce or Reinforce a New Concept	Spelling Activities: Educational Content	Writing Topic Tools: Explore Concepts as a Class
Rapid Rounders Content ID: 12924	Spelling in the Drizzle Content ID: 28218	Story Starter Machine Content ID: 5775-5777
 <p>Use capital letters at the start of sentences and for proper nouns, and full stops at the end of sentences.</p>	 <p>Order the sounds correctly in the spoken words and then spell them.</p>	 <p>Use the machine to generate ideas for story writing.</p>

Enjoyed these resources?

Why not start a free trial of the full EducationCity resource and see what else we can offer you!

Email us at trials@EducationCity.com
 or call us on +44 (0)1572 725080!

Group:

Book Title: _____ **Date:** _____

Assessment Focus:

Name:	Comments:



Predict:

Clarify:

Ask Questions:

Summarise:



Predict:

Question:

Clarify:

Summarise:



Who?

What?

When?

Where?

Why?

How?





Title:

Date:

Who:








When:

Where:

What:

Quote:

What might happen next:



Full Stop



A full stop is used to mark the end of a sentence.

The Nile is the longest river in the world.

Comma



A comma is used to separate three or more words in a list.

bread, cheese, milk, apples and pears

It is also used to separate independent clauses when they are not joined by: and, but, for, or, nor, so, yet.

After playing rounders, we went back to school.

It is also used to separate extra information in a sentence.

My pet dog, Speedy, keeps eating my shoes.

Apostrophe



An apostrophe is used to show possession.

I played at Leo's house.

It is also used to show an omission of letters.

I'm - I am
She'll - she will
Doesn't - does not

Quotation Marks

“ ”

Quotation marks are used to mark the beginning and end of speech.

“Are you going to the football match tonight?” asked Dan.

They are also used to mark a word or phrase that is being quoted.

What does the teacher mean by “maybe?”

Exclamation Mark

!

An exclamation mark is used at the end of a sentence to express an exclamation.

Ouch! Hello!

It is also used to show dialogue which has been shouted or spoken loudly.

“Finish your homework!” shouted Bob.

Question Mark

?

A question mark is used at the end of a question.

Questioning words:
how, why, where, when, who, what.

What are you doing during the summer holiday?

Colon

:

A colon is used to join two clauses, where the second clause explains or gives more information about the first clause.

The secret of my success:
Always be polite.

It is used to introduce a list.

The potion contained: Frog's eyes, bat wings, sunshine juice.

It is also used before a quotation or direct speech.

My dad always says: "Look before you leap."

Semicolon

;

A semicolon is used in between two main clauses, that are too closely related to stand alone.

"With educated people, I suppose, punctuation is a matter of rule; with me it is a matter of feeling. But I must say I have a great respect for the semi-colon; it's a useful little chap."

(Abraham Lincoln)

Hyphen

-

A hyphen is used to link words and part of words.

It is used in compound words.

accident-prone, custom-built,
bad-tempered

It is used to join prefixes to other words.

co-own, re-cover

It is used to show breaks in words.

five-, six- and seven year old children

Parentheses

()

Parentheses are used to separate off information that is not essential to the rest of the sentence. If removed, the rest of the sentence would still make sense.


Angel Falls (in Venezuela) is the tallest waterfall in the world.

Brackets

[]

Brackets are used to enclose words which have been added by someone other than the original speaker or writer, so it makes sense.

He [the young boy] was riding the bike.



About EducationCity

EducationCity produces fun, educational materials to engage students in learning and empower teachers to tailor their teaching. [Take a look at how EducationCity can support you in the classroom:](#)



Target Lesson Objectives Easily

Find relevant content that links to your curriculum by using our Curriculum Map or Search tool.

Comprehensive and clearly organised by strand, content is so easy to access!



Plan in Advance

When planning your lessons, choose your Activities in advance and put them into a MyCity so they're easy for students to access. Choose a meaningful name for each MyCity and you'll be able to update and retrieve them year after year!



Differentiated Teaching

Monitor progress with SuccessTracker and you'll be able to identify the strengths and areas of development for each of your students and so choose relevant activities to help them progress.



Flexible Learning

EducationCity is accessible via desktops, laptops, tablets and whiteboards, so can support you whatever equipment is available in your classroom.



Lesson Plans

Access our ready-made Lesson Plans, topical content and Teacher Resource Pack to support teaching and learning in the classroom.

There's more to EducationCity than Activities alone!



Blog

Keep abreast of events in the teaching arena, changes to the resource, and see how EducationCity is supporting the education community.



"Teachers have been delighted with the content of this package and most impressed with how easy it is to find appropriate learning and teaching resources and then to use them in a variety of ways."

Mark Sanderson,

Senior ICT Consultant, Herefordshire Learning and Achievement Service

Want to find out more about EducationCity?

Start a free trial for your school today and see it for yourself. Simply call us on +44 (0)1572 725080 or email trials@EducationCity.com to arrange.

Website: www.EducationCity.com
Email: trials@EducationCity.com

